

Get the job done quickly, quietly and efficiently

SR1000S works fast, is very compact and manoeuvrable. Battery powered for indoor or outdoor work and is durable to withstand tough working conditions. Recommended for loading bays, station platform or warehouses with narrow aisles.

The sweeper is small enough to fit into an elevator, and manoeuvrable enough to reach the tight corners. Sweeping is done quickly, quietly and efficiently. The steering column adjusts for easy access to the machine and for maximum operator comfort. The batteries have a running time of up to 2.5 hours and with the on-board charger allowing for it to be recharged anywhere.




For indoor carpet sweeping an optional carpet kit is required. This includes a natural fibre main and side brushes, non-marking flaps and a pre-filter grid to catch the carpet fibres.

- Small enough to fit into an elevator, and manoeuvrable enough to reach the tight corners
- Adjustable steering and seat
- Electric filter shaker
- Hopper with wheels and handle
- Parking brake
- Non-marking traction wheels
- Two side brooms
- Wet sweep by-pass
- One year commercial warranty

• Standard equipment



Picture shown may not represent model quoted

Included accessories		Ref. no.	Min. required	SR1000S SWEEPER BAT - KT
Filter for Sweeping				
	FILTER PAPER	146 1888 000	1	•
Main Broom				
	BROOM MAIN 265X600 CHEVRON 6R PPL 0.7	146 0748 000	1	•
Side Broom				
	BROOM SIDE 180X350 NYLON	146 0678 000	2	•

Get the job done quickly, quietly and efficiently

Model	SR1000S SWEEPER BAT - KT
Ref. no.	908 4201 010PA











PRODUCT FEATURES

Flap lifting device	•
Adjustable steering and seat	
Electrical filter shaker	•
Hopper with wheels and handle	•
Hour Meter	•
Key switch	
Parking brake	
Non marking traction wheels	
Two side brooms	
Wet sweep by-pass	







Technical specifications	SR1000S SWEEPER BAT - KT
Motor power source	Battery 24V
Motorbrand	AMER
Motor type	1120W
Max. speed (km/h)	5.5
Sound pressure level (dB(A))	71,6
Productivity main broom theoretical/actual (m ² /h)	3300/2310
Productivity 1 side broom theoretical/actual (m ² /h)	-
Productivity 2 side brooms theoretical/actual (m ² /h)	5500/3850
Working width with right side broom (mm)	-
Working width with 2 side brooms (mm)	1000
Min. turn-around aisle width (cm)	155
Max. climbing rate (%)	20
Hopper volume (L)	50
Max. dumping height (cm)	-
Main filter area (m ²)	3
Main broom (mm)	600
Length x width x height (mm)	1255x795x1155
Net weight (kg)	299
Operating weight (kg)	224

Get the job done quickly, quietly and efficiently

● Standard equipment, ○ Supplementary accessories, □ Mountable equipment

Accessories		Ref. no.	Min. required	SR1000S SWEEPER BAT - KT
Battery				
	BATT. 12V-76AH GEL MONOBLOC	80564310	2	□
	BATT. 12V-105AH GEL	80564400	2	□
	BATT. 12V-110AH WET	80564600	2	□
Side Broom				
	BROOM SIDE 180X350 NYLON	146 0678 000	2	●
	BROOM SIDE 180X400 MIX STEEL	145 4959 000	2	□
	BROOM SIDE 180X400 NATURAL	145 4976 000	2	□
Main Broom				
	BROOM MAIN 245X600 CHEVRON 6R NATURAL	146 0753 000	1	□
	BROOM MAIN 245X600 CHEVRON 6R NYLON	146 0752 000	1	□
	BROOM MAIN 265X600 CHEVRON 6R MIX STEEL	146 0750 000	1	□
	BROOM MAIN 265X600 CHEVRON 6R PPL 0.7	146 0748 000	1	●
	BROOM MAIN PPL0,7 D.245	146 0751 000	1	□
Filter for Sweeping				

Get the job done quickly, quietly and efficiently

Accessories		Ref. no.	Min. required	SR1000S SWEEPER BAT - KT
	FILTER PAPER	146 1888 000	1	•
	FILTER POLYESTER	146 1988 000	1	□
	FILTER POLYESTER ANTIST.	146 1989 000	1	□
On-Board Charger				
	CHARGER BATT. ON BOARD 24V 25A 230V KIT	146 2052 000	0	
Other				
	ALARM BACK UP KIT	146 2661 000	1	
	CARPET KIT	146 2102 000	1	□
Light Option				
	BEACON FLASHING KIT	146 2659 000	1	□
	LIGHT WORKING KIT	146 2663 000	1	□