

The real Industrial Hybrid powered sweeper in the industry

The SW5500 offers a highly productive, comfortable and cost-effective way to sweep large floors and outdoor areas of dust and debris. A ride-on sweeper with the size and capacity to speed up your cleaning.

Daily benefits like creating a safer environment and lowering the total costs of ownership make this machine an attractive choice for contract cleaners, industrial sites and factories, warehouses, distribution centers, sports arenas, parking lots of large retail stores or shopping malls, multi-store car parks, etc.





At the same time, SW5500 provides more sustainability with the optional hybrid technology reducing emission and the level of noise. What SW5500 does best for you:

1. Increases productivity at your fingertips
 2. Lowers the total cost of ownership
 3. Creates a safer and cleaner environment
- 25–30% increased sweeping performance with a worn main broom versus traditional sweeping system
 - 30% increased hopper filling gives higher productivity as less time is spent dumping the debris
 - Main broom adjustment easy to check by pushing a button
 - All sweeping functions activated by OneTouch™ button and pressing the drive pedal
 - All functions automatically stop when not driving to reduce consumptions
 - High quality components and assembly Automatic speed reduction in tight curves and operating the hopper
 - Warning alarm and reduced hopper lifting speed on slopes DustGuard™ system to reduce dust created by the side brooms
 - Parallelogram concept on side broom for better and consistent sweeping performance
 - Climb 20% on ramp/slopes while sweeping
 - Eligible for 3 year warranty (conditions apply)



Picture shown may not represent model quoted

• Standard equipment

Included accessories		Ref. no.	Min. required	SWEeper SW5500 B	SWEeper SW5500 D	SWEeper SW5500 B
Filter for Sweeping						
	FILTER PANEL PAPER	1467174000	1			•
Main Broom						
	BROOM MAIN 360X850 8R	1465717000	1			•
Side Broom						
	BROOM SIDE 302X500 PPL	1466670000	1			•
Light Option						
	BEACON KIT	1464948000	1	•	•	

NILFISK

The real Industrial Hybrid powered sweeper in the industry

Model	SWEeper SW5500 B	SWEeper SW5500 D	SWEeper SW5500 B
Ref. no.	9084410010	9084412010	9084410010PA





PRODUCT FEATURES

Flap lifting device	•	•	•
Paper panel filter	•	•	•
Hour Meter	•	•	•
Amber safety beacon	•	•	•
Back up warning alarm	•	•	•
Battery version	•		
Fuel indicator and gauge		•	•
Service indicator	•	•	•
Key switch	•	•	•
Parking brake	•	•	•
LP gas version			
Variable high dump system	•	•	•
Diesel version		•	•
Non marking traction wheels	•	•	•
Battery level indicator	•		
Horn	•	•	•
Wet sweep by-pass	•	•	•
Variable speed control	•	•	•
Onboard charger	•		
Automatic speed reduction	•	•	•
Adjustable side broom speed	•	•	•
Adjustable seat	•	•	•
Charging indicator	•		
Multi-frequency filter shaker	•	•	•
Lithium ion battery			
Electric start		•	•
Speed indicator	•	•	•
Overheat indicator		•	•
One-Touch™ Button	•	•	•
No tool broom adjustment	•	•	•
Foam filled rear wheels	•	•	•
Main broom worn alarm	•	•	•
Timed multi-frequency filter shaker	•	•	•










The real Industrial Hybrid powered sweeper in the industry

Technical specifications	SWEeper SW5500 B	SWEeper SW5500 D	SWEeper SW5500 B
Motor power source	Battery 24V	Diesel, Yanmar 4.1 kW	Diesel, Yanmar 4.1 kW
Max. speed (km/h)	9	10	10
Sound pressure level (dB(A))	68	85	85
Productivity main broom theoretical/actual (m ² /h)	7650/5355	8500/5950	8500/5950
Productivity 1 side broom theoretical/actual (m ² /h)	10575/7405	11750/8225	11750/8225
Productivity 2 side brooms theoretical/actual (m ² /h)	13500/9450	15000/10500	15000/10500
Working width (mm)	850	850	850
Working width with right side broom (mm)	1175	1175	1175
Working width with 2 side brooms (mm)	1500	1500	1500
Max. climbing rate (%)	20	20	20
Hopper volume (L)	150	150	150
Max. dumping height (cm)	165	165	165
Filter cleaning system	Timed multi-frequency	Timed multi-frequency	Timed multi-frequency
Filter area (m ²)	7	7	7
Side broom speed (RPM)	40 - 155	40 - 155	40 - 155
Side broom diameter (mm)	500	500	500
Length x width x height (mm)	1875x1200x1565	1875x1200x1565	1875x1200x1565
Net weight (kg)	636	757	757
Operating weight (kg)	1101	838	838

● Standard equipment, ○ Supplementary accessories, □ Mountable equipment

Accessories	Ref. no.	Min. required	SWEeper SW5500 B	SWEeper SW5500 D	SWEeper SW5500 B
Battery					
 BATT. 6V-240AH GEL MONOBLOC	80564100	4			□
 BATT. 6V-255AH WET SEMI	80565000	4			□
 BATT. 12V-110AH WET	80564600	2			□
 BATTERY TRACTION 24V	80565200	1	□		








The real Industrial Hybrid powered sweeper in the industry

Accessories		Ref. no.	Min. required	SWEeper SW5500 B	SWEeper SW5500 D	SWEeper SW5500 B
	BATTERY TRACTION 24V	80565300	1	□		
Light Option						
	BEACON KIT	1464948000	1	•	•	
	LIGHT FRONT KIT	1466889000	1			□
Main Broom						
	BROOM MAIN 360X850 8R	1465717000	1			•
	BROOM MAIN 360X850 8R	1465730000	1			○
	BROOM MAIN 360X850 8R	1465731000	1			○
Other						
	BATT. FIXING 330/360Ah	1465750000	1			□
	BATT. FIXING 420/480AH BATTERY TRAY KIT	1466420000	1	□		
	BATTERY TRAY 630X420	1467475000	1	□		
	BROOM LEFT SIDE PPL 1.5	1466888000	1			□
	SEAT SUSPENSION KIT	1466887000	1			□
	USB PORT KIT	1466247000	1			□
	WHEELS SOLID 4.00-8 CPL	1466860000	1	□	□	
	WHEELS SOLID 4.00-8 NON MARKING CPL KIT	1466588000	1	□	□	
Side Broom						
	BROOM SIDE 302X500 MIX	1466936000	1			○

NILFISK

All information provided in this document is subject to change without prior notice

The real Industrial Hybrid powered sweeper in the industry

Accessories		Ref. no.	Min. required	SWEeper SW5500 B	SWEeper SW5500 D	SWEeper SW5500 B
	BROOM SIDE 302X500 MIX 5	1467076000	1			○
	BROOM SIDE 302X500 PPL	1466670000	1			●
Guard Option						
	CANOPY FOR OHG KIT	1466886000	1	<input type="checkbox"/>	<input type="checkbox"/>	
	DUSTGUARD KIT	1466890000	1	<input type="checkbox"/>	<input type="checkbox"/>	
	GUARD LEFT SIDE BROOM KIT	1466892000	1	<input type="checkbox"/>	<input type="checkbox"/>	
	GUARD OVERHEAD KIT	1466096000	1	<input type="checkbox"/>	<input type="checkbox"/>	
	GUARD RIGHT SIDE BROOM	1466891000	1	<input type="checkbox"/>	<input type="checkbox"/>	
On-Board Charger						
	CHARGER BATT. ONBOARD	1466893000	1			○
Filter for Sweeping						
	FILTER PANEL PAPER	1467174000	1			●
	FILTER PANEL POLYESTER	1467173000	1			○