

## One Touch sweeping minimising your operational costs

The SW4000 is a ride-on sweeper with high dump designed for maximum performance, reliability, minimising downtime and your operational costs. It is the obvious choice for industry and manufacturing, warehouses, distribution centres, school yards, shopping malls, parking lots, sport centres, recycling facilities, multi-storey car parks and more. It is equally suitable for outdoor as indoor cleaning with either battery or LPG power sources available.




One Touch Sweeping is one of the key features making it easy, economically and safe to operate the Nilfisk SW4000. With this system, all functions – main broom, side brooms, vacuum fan and the optional DustGuard - are activated and terminated simultaneously so that no brooms or fans are running needlessly, when the sweeper stands still. The side brooms have no belts that can break or need change, thus reducing wear and costs of ownership. Maintenance is easy as no tools are needed for broom or filter removal, and easy access to all components makes maintenance and service fast and uncomplicated. The foam-filled wheels do not go flat or need refills, but add to reliability and comfort. The retractable hopper can be closed from operator compartment allowing the operator to drive away immediately after dumping into a container. The comfortable compartment is easy to access, has adjustable seat and provides an unobstructed view of the brooms and working area. The SW4000 is tough on debris and gentle on the environment.



Picture shown may not represent model quoted


- One Touch Sweeping makes it easy to operate the SW4000 with all functions able to start/stop simultaneously
- The retractable, spring loaded side brooms spring away on impact so they will not break or damage in the event of a collision
- The optional DustGuard™ misting system adds to the dust free sweeping improving the environment for operator as well as the surroundings
- The high hydraulic dump ensures safe handling and fast dumping increasing the SW4000's high productivity level
- All systems are controlled by the motion pedal, saving power and broom wear, and with all moving parts run by electric motors they only consume energy when running
- The comfortable operator compartment is easy to access, has adjustable seat and the retractable hopper can be closed from the compartment
- Eligible for 3 year warranty (conditions apply)

• Standard equipment

Included accessories		Ref. no.	Min. required	SWEeper SW4000 B
<b>Main Broom</b>				
	BROOM MAIN CHEVRON 6R	1463913000	1	•
<b>Side Broom</b>				
	BROOM SIDE MIX STEEL	1465318000	1	•
<b>Light Option</b>				
	BEACON KIT	1464948000	1	•
<b>Other</b>				

# NILFISK

## One Touch sweeping minimising your operational costs

Included accessories		Ref. no.	Min. required	SWEeper SW4000 B
	MAT FLOOR KIT	1464957000	1	•

Model SWEEPER SW4000 B

Ref. no. 9084400010PB

## PRODUCT FEATURES

Flap lifting device	•
Electrical filter shaker	•
Hour Meter	•
Amber safety beacon	•
Back up warning alarm	•
Key switch	•
Parking brake	•
Battery Meter	•
Variable high dump system	•
Battery container	•
Uk model	
Horn	•
Wet sweep by-pass	•
Adjustable seat	•
Lithium ion battery	

Technical specifications SWEEPER SW4000 B

Motor power source	Battery 24V
Max. speed (km/h)	7
Sound pressure level (dB(A))	65
Productivity main broom theoretical/actual (m <sup>2</sup> /h)	4900/3430
Productivity 1 side broom theoretical/actual (m <sup>2</sup> /h)	6825/4780
Productivity 2 side brooms theoretical/actual (m <sup>2</sup> /h)	8750/6125
Working width with right side broom (mm)	975
Working width with 2 side brooms (mm)	1250
Min. turn-around aisle width (cm)	192/189
Max. climbing rate (%)	20
Water tank capacity (L)	20
Hopper volume (L)	75
Max. dumping height (cm)	150

# NILFISK









## One Touch sweeping minimising your operational costs

## Technical specifications












SWEEPER SW4000  
B

Max. dumping weight (kg)	100
Main filter area (m <sup>2</sup> )	7
Main broom (mm)	700
Length x width x height (mm)	1640x1035x1330
Height with overhead guard (cm)	199
Gross weight (gvw) (kg)	1005
Net weight (kg)	433
Operating weight (kg)	824











● Standard equipment, ○ Supplementary accessories, □ Mountable equipment

Accessories		Ref. no.	Min. required	SWEEPER SW4000 B
<b>Other</b>				
	ARM REST LEFT SIDE KIT	1464960000	1	□
	ARMREST RT SEAT KIT	33019556	1	□
	BELTS SAFETY KIT	1464954000	1	□
	BRACKETS BATTERY FIXING	1465171000	1	□
	BROOM LEFT SIDE MIX STEEL KIT	1464946000	1	□
	DUST GUARD KIT	1464953000	1	□
	MAT FLOOR KIT	1464957000	1	●
	TYRE DRIVE FRONT NON MARKING	1464955000	1	□




## One Touch sweeping minimising your operational costs

Accessories		Ref. no.	Min. required	SWEeper SW4000 B
	WHEELS REAR FOAM FILLED	1465312000	1	
	WHEELS REAR SOLID NON	1465313000	1	□
<b>Battery</b>				
	BATT. 6V-180AH GEL	80564000	4	□
	BATT. 6V-240AH GEL MONOBLOC	80564100	4	□
	BATT. 6V-255AH WET SEMI	80565000	4	□
	BATTERY TRACTION 24V	80565200	1	□
	BATTERY TRACTION 24V	80565300	1	□
<b>Main Broom</b>				
	BROOM MAIN 340X700 CHEVRON 6R MIX 5	1463854000	1	○
	BROOM MAIN 340X700 CHEVRON 6R MIX STEEL	1464947000	1	○
	BROOM MAIN CHEVRON 6R	1463913000	1	●
<b>Filter for Sweeping</b>				
	FILTER PANEL PAPER	1464189000	1	○

## One Touch sweeping minimising your operational costs

Accessories		Ref. no.	Min. required	SWEeper SW4000 B
	FILTER PANEL PAPER OPEN FINE DUST	1465402000	1	○
	FILTER PANEL POLYESTER	1465403000	1	○
<b>Light Option</b>				
	BEACON KIT	1464948000	1	●
	LIGHTS FRONT KIT 24V 70W	1466346000	1	
<b>Flap and Skirt</b>				
	SKIRT NON MARKING KIT	1464951000	1	□
<b>Guard Option</b>				
	CANOPY KIT	1464956000	1	□
	GUARD LEFT SIDE BROOM KIT	1464959000	1	□
	GUARD RIGHT SIDE BROOM	1464958000	1	□
	OVERHEAD GUARD KIT	1464952000	1	□
<b>On-Board Charger</b>				
	CHARGER ON BOARD KIT	1465175000	1	□
<b>Side Broom</b>				

## One Touch sweeping minimising your operational costs

Accessories		Ref. no.	Min. required	SWEeper SW4000 B
	BROOM SIDE MIX 5	1465319000	1	○
	BROOM SIDE MIX STEEL	1465318000	1	●
	BROOM SIDE PPL 1.0 BLACK	1465320000	1	○