

Your reliable choice for large area cleaning

The Nilfisk SC6500 is a highly productive machine for scrubbing and drying large floor and indoor areas. It offers the best cleaning performance in its class.

Being easy to use for the staff – even for hard cleaning tasks – the SC6500 is ideal for big supermarkets, warehouses, airports, parking areas, food industries and heavy industries.

The SC6500 is available in 4 different versions offering the choice between 2 scrubbing widths and cylindrical or disc scrubber for both widths. The result is a machine unsurpassed in its class when it comes to cleaning performance.

The need for high productivity when cleaning large areas is met by several benefits of the SC6500. It has a scrubbing width of up to 1300 mm, and the water tank capacity of 265L enables the operator to work for 1.5 hours before refilling.




Also adding to productivity is the AC traction unit with a high working speed. At the same time, the noise level is low which enables work in noise sensitive areas. More importantly, the total cost of ownership is reduced since the new motor is maintenance free and has a high-quality gearbox.



Picture shown may not represent model quoted




- Scrubbing width of up to 1300 mm ensuring high productivity
- Water tank capacity of 265L enables the operator to work for 1.5 hours before refilling.
- High brush pressure, and effective drying enabled by a powerful vacuum motor.
- AC traction unit reduces the total cost of ownership since the motor is maintenance free and has a high-quality gearbox.
- Low noise level which enables work in noise sensitive areas and during the night.
- OneTouch control makes the driving and controlling the SC6500 easy.
- Optional Ecoflex system reduces cost by saving water and detergent which is essential when cleaning large areas.
- Eligible for 3 year warranty (conditions apply)

• Standard equipment




Included accessories	Ref. no.	Min. required	SC6500 1100D	SC6500 1100C	SC6500 1300D
Side Broom					
 LEFT SIDE BROOM ASSEMBLY	56413039	0		•	
	RIGHT SIDE BROOM ASSEMBLY	56413040	0	•	
 SIDE BROOM	56413056	2		•	
Deck Blade					
 BLADE KIT-DISC RED GUM	56413770	1			•
Squeegee Blade					
	BLADE KIT-SQGEE RED GUM H	56413766	1		•

Your reliable choice for large area cleaning

● Standard equipment




Included accessories	Ref. no.	Min. required	SC6500 1300C	SC6500 1100D	SC6500 1100D
Side Broom					
 LEFT SIDE BROOM ASSEMBLY	56413039	0	●		
RIGHT SIDE BROOM ASSEMBLY	56413040	0	●		
 SIDE BROOM	56413056	2	●		
Deck Blade					
 BLADE KIT-DISC RED GUM	56413770	1			
Squeegee Blade					
BLADE KIT-SQGEE RED GUM H	56413766	1	●		

● Standard equipment

Included accessories	Ref. no.	Min. required	SC6500 1100C	SC6500 1100C	SC6500 1300D
Side Broom					
 LEFT SIDE BROOM ASSEMBLY	56413039	0			
RIGHT SIDE BROOM ASSEMBLY	56413040	0			
 SIDE BROOM	56413056	2			
Deck Blade					
 BLADE KIT-DISC RED GUM	56413770	1			
Squeegee Blade					
BLADE KIT-SQGEE RED GUM H	56413766	1			

Your reliable choice for large area cleaning

● Standard equipment

Included accessories	Ref. no.	Min. required	SC6500 1300D	SC6500 1300C	SC6500 1300C
Side Broom					
 LEFT SIDE BROOM ASSEMBLY	56413039	0			
	RIGHT SIDE BROOM ASSEMBLY	56413040	0		
 SIDE BROOM	56413056	2			
Deck Blade					
 BLADE KIT-DISC RED GUM	56413770	1			
Squeegee Blade					
	BLADE KIT-SQGEE RED GUM H	56413766	1		

Model	SC6500 1100D	SC6500 1100C	SC6500 1300D
Ref. no.	56414022	56414023	56414024

PRODUCT FEATURES

Automatic squeegee lift in reverse	●	●	●
Back up warning alarm	●	●	●
Blades can be used on 4 edges	●	●	●
One-Touch™ control panel	●	●	●
Disc deck	●		●
Cylindrical deck		●	
Ecoflex prepared	●	●	●
Break-away squeegee clips	●	●	●
Squeezable drain hose with flow control	●	●	●
Squeegee	●	●	●

Model	SC6500 1300C	SC6500 1100D	SC6500 1100D
Ref. no.	56414025	56414022PA	56414022PB

PRODUCT FEATURES

Automatic squeegee lift in reverse	●	●	●
Back up warning alarm	●	●	●
Blades can be used on 4 edges	●	●	●

Your reliable choice for large area cleaning

Model	SC6500 1300C	SC6500 1100D	SC6500 1100D
Ref. no.	56414025	56414022PA	56414022PB

PRODUCT FEATURES

One-Touch™ control panel	•	•	•
Disc deck		•	•
Cylindrical deck	•		
Ecoflex prepared	•	•	•
Break-away squeegee clips	•	•	•
Squeezable drain hose with flow control	•	•	•
Squeegee	•	•	•

Model	SC6500 1100C	SC6500 1100C	SC6500 1300D
Ref. no.	56414023PA	56414023PB	56414024PA

PRODUCT FEATURES

Automatic squeegee lift in reverse	•	•	•
Back up warning alarm	•	•	•
Blades can be used on 4 edges	•	•	•
One-Touch™ control panel	•	•	•
Disc deck			•
Cylindrical deck	•	•	
Ecoflex prepared	•	•	•
Break-away squeegee clips	•	•	•
Squeezable drain hose with flow control	•	•	•
Squeegee	•	•	•

Model	SC6500 1300D	SC6500 1300C	SC6500 1300C
Ref. no.	56414024PB	56414025PA	56414025PB

PRODUCT FEATURES

Automatic squeegee lift in reverse	•	•	•
Back up warning alarm	•	•	•
Blades can be used on 4 edges	•	•	•
One-Touch™ control panel	•	•	•
Disc deck	•		
Cylindrical deck		•	•
Ecoflex prepared	•	•	•
Break-away squeegee clips	•	•	•
Squeezable drain hose with flow control	•	•	•

NILFISK

Your reliable choice for large area cleaning

Model	SC6500 1300D	SC6500 1300C	SC6500 1300C
Ref. no.	56414024PB	56414025PA	56414025PB

PRODUCT FEATURES

Squeegee	•	•	•
----------	---	---	---

Technical specifications	SC6500 1100D	SC6500 1100C	SC6500 1300D
Solution pump min./max. (l/min. at 100 psi)	3.1-9.4	3.1-9.4	3.1-9.4
Max. running time (hour)	5 HOURS	5 HOURS	5 HOURS
Max. speed (km/h)	9	9	9
Battery capacity (Ah/5)	480	480	480
Voltage (V)	36	36	36
IP protection class	IP3X	IP3X	IP3X
Brush motor (W)	1x2240	2x1120	3x1120
Traction motor power (W)	1400	1400	1400
Vacuum motor power (W)	560-3 stages	560-3 stages	560-3 stages
Sound pressure level (dB(A))	70	70	70
Productivity theoretical/actual (m ² /h)	9000/6300	9000/6300	11700/8190
Scrubbing width (mm)	1000	1000	1300
Min. turn-around aisle width (cm)	214	214	214
Max. climbing rate (%)	10.5-16	10.5-16	10.5-16
Solution/recovery tank (L)	265/265	265/265	265/265
Squeegee width (cm)	125	125	145
Brush/pad diameter (mm)	510/508	-	430/432
Brush pressure (kg)	43/90/145	38/54/90	43/90/145
Brush speed (RPM)	240	630	225
Brush quantity and type	2 Disc	2 Cylindrical	3 Disc
Length x width x height (mm)	1870x1080x1480	1870x1210x1480	1870x1330x1480
Gross weight (gvw) (kg)	1460	1508	1506
Shipping weight (kg)	1266	1314	1312

Technical specifications	SC6500 1300C	SC6500 1100D	SC6500 1100D
Solution pump min./max. (l/min. at 100 psi)	3.1-9.4	3.1-9.4	3.1-9.4
Max. running time (hour)	5 HOURS	5 HOURS	5 HOURS
Max. speed (km/h)	9	9	9
Battery capacity (Ah/5)	480	480 Ah C5	480 Ah C5
Voltage (V)	36	36	36
IP protection class	IP3X	IPX3	IPX3
Brush motor (W)	2x1120	2240	2240

NILFISK

Your reliable choice for large area cleaning

Technical specifications	SC6500 1300C	SC6500 1100D	SC6500 1100D
Traction motor power (W)	1400	1400	1400
Vacuum motor power (W)	560-3 stages	560 3 Stages	560 3 Stages
Sound pressure level (dB(A))	70	70	70
Productivity theoretical/actual (m ² /h)	11700/8190	9000/6300	9000/6300
Scrubbing width (mm)	1300	1000	1000
Min. turn-around aisle width (cm)	214	214	214
Max. climbing rate (%)	10.5-16	16/10.5	16/10.5
Solution/recovery tank (L)	265/265	265/265	265/265
Squeegee width (cm)	145	214	214
Brush/pad diameter (mm)	-	2x505	2x505
Brush pressure (kg)	38/54/90	43/90/145	43/90/145
Brush speed (RPM)	630	240	240
Brush quantity and type	2 Cylindrical	2xProlene	2xProlene
Length x width x height (mm)	1870x1410x1480	1870x1080x1480	1870x1080x1480
Gross weight (gvw) (kg)	1547	1460	1,460
Shipping weight (kg)	1353	1266	1266

Technical specifications	SC6500 1100C	SC6500 1100C	SC6500 1300D
Solution pump min./max. (l/min. at 100 psi)	3.1-9.4	3.1-9.4	3.1-9.4
Max. running time (hour)	5 HOURS	5 HOURS	5 HOURS
Max. speed (km/h)	9	9	9
Battery capacity (Ah/5)	480 Ah C5	480 Ah C5	480 Ah C5
Voltage (V)	36	36	36
IP protection class	IPX3	IPX3	IPX3
Brush motor (W)	2x1120	2x1120	3x1120
Traction motor power (W)	1400	1400	1400
Vacuum motor power (W)	560 3 Stages	560 3 Stages	560 3 Stages
Sound pressure level (dB(A))	70	70	70
Productivity theoretical/actual (m ² /h)	9000/6300	9000/6300	11700/8190
Scrubbing width (mm)	1000	1000	1300
Min. turn-around aisle width (cm)	214	214	214
Max. climbing rate (%)	16/10.5	16/10.5	10.5-16
Solution/recovery tank (L)	265/265	265/265	265/265
Squeegee width (cm)	214	214	214
Brush/pad diameter (mm)	2 cyl x 974	2 cyl x 974	3x432
Brush pressure (kg)	38/54/90	38/54/90	43/90/145
Brush speed (RPM)	630	630	225

Your reliable choice for large area cleaning












Technical specifications	SC6500 1100C	SC6500 1100C	SC6500 1300D
Brush quantity and type	2xProlene	2xProlene	2xProlene
Length x width x height (mm)	1870x1210x1480	1870x1210x1480	1870x1330x1480
Gross weight (gvw) (kg)	1,508	1,508	1,506
Shipping weight (kg)	1314	1314	1,312

Technical specifications	SC6500 1300D	SC6500 1300C	SC6500 1300C
Solution pump min./max. (l/min. at 100 psi)	3.1-9.4	3.1-9.4	3.1-9.4
Max. running time (hour)	5 HOURS	5 HOURS	5 HOURS
Max. speed (km/h)	9	9	9
Battery capacity (Ah/5)	480 Ah C5	480 Ah C5	480 Ah C5
Voltage (V)	36	36	36
IP protection class	IPX3	IPX3	IPX3
Brush motor (W)	3x1120	2x1120	2x1120
Traction motor power (W)	1400	1400	1400
Vacuum motor power (W)	560 3 Stages	560 3 Stages	560 3 Stages
Sound pressure level (dB(A))	70	70	70
Productivity theoretical/actual (m ² /h)	11700/8190	11700/8190	11700/8190
Scrubbing width (mm)	1300	1300	1300
Min. turn-around aisle width (cm)	214	214	214
Max. climbing rate (%)	10.5-16	10.5-16	10.5-16
Solution/recovery tank (L)	265/265	265/265	265/265
Squeegee width (cm)	214	214	214
Brush/pad diameter (mm)	3x432	2 cyl x 1184	2 cyl x 1184
Brush pressure (kg)	43/90/145	38/54/90	38/54/90
Brush speed (RPM)	225	630	630
Brush quantity and type	2xProlene	2xProlene	2xProlene
Length x width x height (mm)	1870x1330x1480	1870x1410x1480	1870x1410x1480
Gross weight (gvw) (kg)	1,506	1,547	1,547
Shipping weight (kg)	1,312	1,353	1,353












● Standard equipment, ○ Supplementary accessories, □ Mountable equipment

Accessories	Ref. no.	Min. required	SC6500 1100D	SC6500 1100C	SC6500 1300D
Pad 17" / 432 mm					
	PAD 17 432MM ECO BLACK 5PCS	10001938	3		○











Your reliable choice for large area cleaning

Accessories		Ref. no.	Min. required	SC6500 1100D	SC6500 1100C	SC6500 1300D
	PAD 17 432MM ECO BLUE 5PCS	10001939	3			○
	PAD 17 432MM ECO GREEN 5PCS	10001940	3			○
	PAD 17 432MM ECO RED 5PCS	10001941	3			○
	PAD 17 432MM ECO TAN 5PCS	10001937	3			○
	PAD 17 432MM ECO WHITE 5PCS	10001936	3			○
Pad 20" / 508 mm						
	PAD 20 508MM ECO BLACK	10001955	2	○		
	PAD 20 508MM ECO BLUE	10001956	2	○		
	PAD 20 508MM ECO BROWN	10001957	2	○		
	PAD 20 508MM ECO GREEN	10001958	2	○		
	PAD 20 508MM ECO RED	10001959	2			
	PAD 20 508MM ECO WHITE	10001960	2	○		
Special Pad						











Your reliable choice for large area cleaning

Accessories		Ref. no.	Min. required	SC6500 1100D	SC6500 1100C	SC6500 1300D
	PAD 17 432MM ECO BRILLIANCE BLUE 2PCS	10002337	3			○
	PAD 17 432MM ECO BRILLIANCE GREEN 2PCS	10002339	3			○
	PAD 17 432MM ECO BRILLIANCE RED 2PCS	10002336	3			○
	PAD 17 432MM ECO BRILLIANCE YELLOW 2PCS	10002338	3			○
	PAD 20 508MM ECO	10002349	2	○		
	PAD 20 508MM ECO	10002350	2	○		
	PAD 20 508MM ECO	10002351	2	○		
	PAD 20 508MM ECO BRILLIANCE RED 2PCS	10002348	2	○		
Light Option						
	BEACON KIT	56413649	1			
	HEADLIGHT KIT	56314313	1			
Side Broom						
	LEFT SIDE BROOM ASSEMBLY	56413039	0		•	
	RIGHT SIDE BROOM ASSEMBLY	56413040	0		•	











Your reliable choice for large area cleaning

Accessories		Ref. no.	Min. required	SC6500 1100D	SC6500 1100C	SC6500 1300D
	SIDE BROOM	56413056	2		•	
Guard Option						
	BUMPER FRONT HEAVY KIT	56413089	1	□	□	□
	BUMPER TUBE KIT	56414188	1	□	□	□
	KIT FOOT GUARD	56413773	1	□	□	□
	KIT OVERHEAD GUARD	56413774	1			
	KIT WEIGHTED BUMPER	56413870	1	□	□	□
Brush Cylindrical						
	BRUSH 80 GRIT 40	56413116	2			
	BRUSH 80 GRIT 48	56413355	2			
	BRUSH 180 GRIT 40	56413115	2			
	BRUSH 180 GRIT 48	56413354	2			
	BRUSH SOFT NYLON 40	56413113	2			
	BRUSH SOFT NYLON 48	56413352	2			
	BRUSH,HARD NYLON 40"	56413114	2			
	BRUSH,HARD NYLON 48"	56413353	2			













Your reliable choice for large area cleaning

Accessories		Ref. no.	Min. required	SC6500 1100D	SC6500 1100C	SC6500 1300D
	BRUSH,POLYPROPYLENE 40"	56413118	2			
	BRUSH,POLYPROPYLENE 48"	56413357	2			
Deck Blade						
	BLADE KIT DISC PU 40	56413754	1			
	BLADE KIT-DISC GUM 40	56413767	1			
	BLADE KIT-DISC GUM 45/48	56413769	1			○
	BLADE KIT-DISC PU 45/48	56413755	1			○
	BLADE KIT-DISC RED GUM	56413770	1			●
	BLADE KIT-DISC RED GUM 40	56413768	1			
	BLADE, DECK GUM	56413820	1			
	BLADE, DECK RED GUM	56413654	1			
Other						
	DRAIN HOSE EXTENSION	56601410	1			
	FILTER ANTIFOAMING	909 5065 000	1			
	KIT BATTERY TRAY	56413740	1	□	□	□






Your reliable choice for large area cleaning

Accessories		Ref. no.	Min. required	SC6500 1100D	SC6500 1100C	SC6500 1300D
	KIT GRAMMER SEAT	56413764	1			
	KIT SOLUTION AUTO-FILL	56413685	1	□	□	□
	KIT, SPRAY WAND	56413687	1			
	KIT, VACUUM MOTOR	56413821	1			
	ROLL OUT KIT, NO BATTERY	56413884	1	□	□	□
	SEAT BELT KIT- STANDARD	56383455	1			
Squeegee Blade						
	BLADE KIT SQUEEGEE PU F	56413745	1			
	BLADE KIT SQUEEGEE PU H	56413747	1			○
	BLADE KIT-SQGEE RED GUM F	56413762	1			
	BLADE KIT-SQGEE RED GUM H	56413766	1			●
	BLADE KIT-SQUEEGEE GUM F	56413761	1			
	BLADE KIT-SQUEEGEE GUM H	56413765	1			○
Pad Holder						
	PAD HOLDER-17 3 LUG	56505780	3			○
	PAD HOLDER-20 3 LUG	56505790	2			
Disc Brush 430 mm						

Your reliable choice for large area cleaning

Accessories		Ref. no.	Min. required	SC6500 1100D	SC6500 1100C	SC6500 1300D
	DISC BRUSH-17 AGLITE 500 Ø430	56505783	3			○
	DISC BRUSH-17 DYNAGRIT 3 LUG	56505782	3			○
	DISC BRUSH-17 MAGNAGRIT 3 LUG	56505781	3			○
	DISC BRUSH-17 MIDGRIT 3 LUG	56505787	3			○
	DISC BRUSH-17 MIDLITE 3 LUG	56505788	3			○
	DISC BRUSH-17 PROLENE 3 LUG	56505784	3			○
	DISC BRUSH-17 PROLITE 3 LUG	56505785	3			○
	DISC BRUSH 17 UNION MIX	56505786	3			○
Disc Brush 510 mm						
	BRUSH MIDLITE GRIT 180	56505798	2	○		
	BRUSH, PROLITE 510MM	56505795	2			
	DISC BRUSH-20 AGLITE 3 LU	56505793	2	○		
	DISC BRUSH-20 DYNA GRIT 3 LUG	56505792	2	○		












Your reliable choice for large area cleaning

Accessories		Ref. no.	Min. required	SC6500 1100D	SC6500 1100C	SC6500 1300D
	DISC BRUSH-20 MAGNAGRIT 3 LUG	56505791	2			
	DISC BRUSH-20 MIDGRIT 3 LUG	56505797	2	○		
	DISC BRUSH-20 PROLENE 3 LUG	56505794	2			
	DISC BRUSH 20 UNION MIX	56505796	2			
Battery and Charger						
	BATT WET 36V 480A	80562500	1	□	□	□
	BATT.36V-420AH GEL	80562600	1	□	□	□
	CHARGER HF 36V 60A SB175G	80563664	1	○	○	○
Ecoflex System						
	ECOFLEX KIT NILFISK	56414145	1			












● Standard equipment, ○ Supplementary accessories, □ Mountable equipment

Accessories		Ref. no.	Min. required	SC6500 1300C	SC6500 1100D	SC6500 1100D
Pad 17" / 432 mm						
	PAD 17 432MM ECO BLACK 5PCS	10001938	3			
	PAD 17 432MM ECO BLUE 5PCS	10001939	3			
	PAD 17 432MM ECO GREEN 5PCS	10001940	3			
	PAD 17 432MM ECO RED 5PCS	10001941	3			

Your reliable choice for large area cleaning














Accessories		Ref. no.	Min. required	SC6500 1300C	SC6500 1100D	SC6500 1100D
	PAD 17 432MM ECO TAN 5PCS	10001937	3			
	PAD 17 432MM ECO WHITE 5PCS	10001936	3			
Pad 20" / 508 mm						
	PAD 20 508MM ECO BLACK	10001955	2			
	PAD 20 508MM ECO BLUE	10001956	2			
	PAD 20 508MM ECO BROWN	10001957	2			
	PAD 20 508MM ECO GREEN	10001958	2			
	PAD 20 508MM ECO RED	10001959	2			
	PAD 20 508MM ECO WHITE	10001960	2			
Special Pad						
	PAD 17 432MM ECO BRILLIANCE BLUE 2PCS	10002337	3			
	PAD 17 432MM ECO BRILLIANCE GREEN 2PCS	10002339	3			
	PAD 17 432MM ECO BRILLIANCE RED 2PCS	10002336	3			

Your reliable choice for large area cleaning











Accessories		Ref. no.	Min. required	SC6500 1300C	SC6500 1100D	SC6500 1100D
	PAD 17 432MM ECO BRILLIANCE YELLOW 2PCS	10002338	3			
	PAD 20 508MM ECO	10002349	2			
	PAD 20 508MM ECO	10002350	2			
	PAD 20 508MM ECO	10002351	2			
	PAD 20 508MM ECO BRILLIANCE RED 2PCS	10002348	2			
Light Option						
	BEACON KIT	56413649	1		<input type="checkbox"/>	<input type="checkbox"/>
	HEADLIGHT KIT	56314313	1		<input type="checkbox"/>	<input type="checkbox"/>
Side Broom						
	LEFT SIDE BROOM ASSEMBLY	56413039	0	•		
	RIGHT SIDE BROOM ASSEMBLY	56413040	0	•		
	SIDE BROOM	56413056	2	•		
Guard Option						
	BUMPER FRONT HEAVY KIT	56413089	1	<input type="checkbox"/>		
	BUMPER TUBE KIT	56414188	1	<input type="checkbox"/>		

NILFISK











Your reliable choice for large area cleaning

Accessories		Ref. no.	Min. required	SC6500 1300C	SC6500 1100D	SC6500 1100D
	KIT FOOT GUARD	56413773	1	□		
	KIT OVERHEAD GUARD	56413774	1		□	□
	KIT WEIGHTED BUMPER	56413870	1	□		
Brush Cylindrical						
	BRUSH 80 GRIT 40	56413116	2		○	○
	BRUSH 80 GRIT 48	56413355	2	○		
	BRUSH 180 GRIT 40	56413115	2		○	○
	BRUSH 180 GRIT 48	56413354	2	○		
	BRUSH SOFT NYLON 40	56413113	2		○	○
	BRUSH SOFT NYLON 48	56413352	2	○		
	BRUSH, HARD NYLON 40"	56413114	2		○	○
	BRUSH, HARD NYLON 48"	56413353	2	○		
	BRUSH, POLYPROPYLENE 40"	56413118	2		○	○
	BRUSH, POLYPROPYLENE 48"	56413357	2	○		
Deck Blade						
	BLADE KIT DISC PU 40	56413754	1			













Your reliable choice for large area cleaning

Accessories		Ref. no.	Min. required	SC6500 1300C	SC6500 1100D	SC6500 1100D
	BLADE KIT-DISC GUM 40	56413767	1			
	BLADE KIT-DISC GUM 45/48	56413769	1			
	BLADE KIT-DISC PU 45/48	56413755	1			
	BLADE KIT-DISC RED GUM	56413770	1			
	BLADE KIT-DISC RED GUM 40	56413768	1			
	BLADE, DECK GUM	56413820	1		○	○
	BLADE, DECK RED GUM	56413654	1		○	○
Other						
	DRAIN HOSE EXTENSION	56601410	1		□	□
	FILTER ANTIFOAMING	909 5065 000	1		□	□
	KIT BATTERY TRAY	56413740	1	□		
	KIT GRAMMER SEAT	56413764	1		□	□
	KIT SOLUTION AUTO-FILL	56413685	1	□		
	KIT, SPRAY WAND	56413687	1		□	□
	KIT, VACUUM MOTOR	56413821	1		□	□
	ROLL OUT KIT, NO BATTERY	56413884	1	□		

Your reliable choice for large area cleaning



Accessories		Ref. no.	Min. required	SC6500 1300C	SC6500 1100D	SC6500 1100D
	SEAT BELT KIT- STANDARD	56383455	1		□	□
Squeegee Blade						
	BLADE KIT SQUEEGEE PU F	56413745	1		○	○
	BLADE KIT SQUEEGEE PU H	56413747	1	○		
	BLADE KIT-SQGEE RED GUM F	56413762	1			
	BLADE KIT-SQGEE RED GUM H	56413766	1	●		
	BLADE KIT-SQUEEGEE GUM F	56413761	1			
	BLADE KIT-SQUEEGEE GUM H	56413765	1	○		
Pad Holder						
	PAD HOLDER-17 3 LUG	56505780	3			
	PAD HOLDER-20 3 LUG	56505790	2			
Disc Brush 430 mm						
	DISC BRUSH-17 AGLITE 500 Ø430	56505783	3			
	DISC BRUSH-17 DYNAGRIT 3 LUG	56505782	3			
	DISC BRUSH-17 MAGNAGRIT 3 LUG	56505781	3			

Your reliable choice for large area cleaning








Accessories		Ref. no.	Min. required	SC6500 1300C	SC6500 1100D	SC6500 1100D
	DISC BRUSH-17 MIDGRIT 3 LUG	56505787	3			
	DISC BRUSH-17 MIDLITE 3 LUG	56505788	3			
	DISC BRUSH-17 PROLENE 3 LUG	56505784	3			
	DISC BRUSH-17 PROLITE 3 LUG	56505785	3			
	DISC BRUSH 17 UNION MIX	56505786	3			
Disc Brush 510 mm						
	BRUSH MIDLITE GRIT 180	56505798	2			
	BRUSH, PROLITE 510MM	56505795	2			
	DISC BRUSH-20 AGLITE 3 LU	56505793	2			
	DISC BRUSH-20 DYNA GRIT 3 LUG	56505792	2			
	DISC BRUSH-20 MAGNAGRIT 3 LUG	56505791	2			
	DISC BRUSH-20 MIDGRIT 3 LUG	56505797	2			
	DISC BRUSH-20 PROLENE 3 LUG	56505794	2			

NILFISK













Your reliable choice for large area cleaning

Accessories		Ref. no.	Min. required	SC6500 1300C	SC6500 1100D	SC6500 1100D
	DISC BRUSH 20 UNION MIX	56505796	2			
Battery and Charger						
	BATT WET 36V 480A	80562500	1	□		
	BATT.36V-420AH GEL	80562600	1	□		
	CHARGER HF 36V 60A SB175G	80563664	1	○		
Ecoflex System						
	ECOFLEX KIT NILFISK	56414145	1		□	□

● Standard equipment, ○ Supplementary accessories, □ Mountable equipment










Accessories		Ref. no.	Min. required	SC6500 1100C	SC6500 1100C	SC6500 1300D
Pad 17" / 432 mm						
	PAD 17 432MM ECO BLACK 5PCS	10001938	3			
	PAD 17 432MM ECO BLUE 5PCS	10001939	3			
	PAD 17 432MM ECO GREEN 5PCS	10001940	3			
	PAD 17 432MM ECO RED 5PCS	10001941	3			
	PAD 17 432MM ECO TAN 5PCS	10001937	3			
	PAD 17 432MM ECO WHITE 5PCS	10001936	3			
Pad 20" / 508 mm						
	PAD 20 508MM ECO BLACK	10001955	2			

Your reliable choice for large area cleaning












Accessories		Ref. no.	Min. required	SC6500 1100C	SC6500 1100C	SC6500 1300D
	PAD 20 508MM ECO BLUE	10001956	2			
	PAD 20 508MM ECO BROWN	10001957	2			
	PAD 20 508MM ECO GREEN	10001958	2			
	PAD 20 508MM ECO RED	10001959	2			
	PAD 20 508MM ECO WHITE	10001960	2			
Special Pad						
	PAD 17 432MM ECO BRILLIANCE BLUE 2PCS	10002337	3			
	PAD 17 432MM ECO BRILLIANCE GREEN 2PCS	10002339	3			
	PAD 17 432MM ECO BRILLIANCE RED 2PCS	10002336	3			
	PAD 17 432MM ECO BRILLIANCE YELLOW 2PCS	10002338	3			
	PAD 20 508MM ECO	10002349	2			
	PAD 20 508MM ECO	10002350	2			
	PAD 20 508MM ECO	10002351	2			

NILFISK

Your reliable choice for large area cleaning











Accessories		Ref. no.	Min. required	SC6500 1100C	SC6500 1100C	SC6500 1300D
	PAD 20 508MM ECO BRILLIANCE RED 2PCS	10002348	2			
Light Option						
	BEACON KIT	56413649	1	<input type="checkbox"/>	<input type="checkbox"/>	
	HEADLIGHT KIT	56314313	1	<input type="checkbox"/>	<input type="checkbox"/>	
Side Broom						
	LEFT SIDE BROOM ASSEMBLY	56413039	0			
	RIGHT SIDE BROOM ASSEMBLY	56413040	0			
	SIDE BROOM	56413056	2			
Guard Option						
	BUMPER FRONT HEAVY KIT	56413089	1			
	BUMPER TUBE KIT	56414188	1			
	KIT FOOT GUARD	56413773	1			
	KIT OVERHEAD GUARD	56413774	1	<input type="checkbox"/>	<input type="checkbox"/>	
	KIT WEIGHTED BUMPER	56413870	1			
Brush Cylindrical						
	BRUSH 80 GRIT 40	56413116	2	<input type="checkbox"/>	<input type="checkbox"/>	
	BRUSH 80 GRIT 48	56413355	2			

Your reliable choice for large area cleaning












Accessories		Ref. no.	Min. required	SC6500 1100C	SC6500 1100C	SC6500 1300D
	BRUSH 180 GRIT 40	56413115	2	○	○	
	BRUSH 180 GRIT 48	56413354	2			
	BRUSH SOFT NYLON 40	56413113	2	○	○	
	BRUSH SOFT NYLON 48	56413352	2			
	BRUSH,HARD NYLON 40"	56413114	2	○	○	
	BRUSH,HARD NYLON 48"	56413353	2			
	BRUSH,POLYPROPYLENE 40"	56413118	2	○	○	
	BRUSH,POLYPROPYLENE 48"	56413357	2			
Deck Blade						
	BLADE KIT DISC PU 40	56413754	1			
	BLADE KIT-DISC GUM 40	56413767	1			
	BLADE KIT-DISC GUM 45/48	56413769	1			
	BLADE KIT-DISC PU 45/48	56413755	1			
	BLADE KIT-DISC RED GUM	56413770	1			
	BLADE KIT-DISC RED GUM 40	56413768	1			

NILFISK











Your reliable choice for large area cleaning

Accessories		Ref. no.	Min. required	SC6500 1100C	SC6500 1100C	SC6500 1300D
	BLADE, DECK GUM	56413820	1	○	○	
	BLADE, DECK RED GUM	56413654	1	○	○	
Other						
	DRAIN HOSE EXTENSION	56601410	1	□	□	
	FILTER ANTIFOAMING	909 5065 000	1	□	□	
	KIT BATTERY TRAY	56413740	1			
	KIT GRAMMER SEAT	56413764	1	□	□	
	KIT SOLUTION AUTO-FILL	56413685	1			
	KIT, SPRAY WAND	56413687	1	□	□	
	KIT, VACUUM MOTOR	56413821	1	□	□	
	ROLL OUT KIT, NO BATTERY	56413884	1			
	SEAT BELT KIT- STANDARD	56383455	1	□	□	
Squeegee Blade						
	BLADE KIT SQUEEGEE PU F	56413745	1	○	○	
	BLADE KIT SQUEEGEE PU H	56413747	1			
	BLADE KIT-SQGEE RED GUM F	56413762	1			
	BLADE KIT-SQGEE RED GUM H	56413766	1			

Your reliable choice for large area cleaning

Accessories		Ref. no.	Min. required	SC6500 1100C	SC6500 1100C	SC6500 1300D
	BLADE KIT-SQUEEGEE GUM F	56413761	1			
	BLADE KIT-SQUEEGEE GUM H	56413765	1			
Pad Holder						
	PAD HOLDER-17 3 LUG	56505780	3			
	PAD HOLDER-20 3 LUG	56505790	2			
Disc Brush 430 mm						
	DISC BRUSH-17 AGLITE 500 Ø430	56505783	3			
	DISC BRUSH-17 DYNAGRIT 3 LUG	56505782	3			
	DISC BRUSH-17 MAGNAGRIT 3 LUG	56505781	3			
	DISC BRUSH-17 MIDGRIT 3 LUG	56505787	3			
	DISC BRUSH-17 MIDLITE 3 LUG	56505788	3			
	DISC BRUSH-17 PROLENE 3 LUG	56505784	3			
	DISC BRUSH-17 PROLITE 3 LUG	56505785	3			












Your reliable choice for large area cleaning

Accessories		Ref. no.	Min. required	SC6500 1100C	SC6500 1100C	SC6500 1300D
	DISC BRUSH 17 UNION MIX	56505786	3			
Disc Brush 510 mm						
	BRUSH MIDLITE GRIT 180	56505798	2			
	BRUSH, PROLITE 510MM	56505795	2			
	DISC BRUSH-20 AGLITE 3 LU	56505793	2			
	DISC BRUSH-20 DYNA GRIT 3 LUG	56505792	2			
	DISC BRUSH-20 MAGNAGRIT 3 LUG	56505791	2			
	DISC BRUSH-20 MIDGRIT 3 LUG	56505797	2			
	DISC BRUSH-20 PROLENE 3 LUG	56505794	2			
	DISC BRUSH 20 UNION MIX	56505796	2			
Battery and Charger						
	BATT WET 36V 480A	80562500	1			
	BATT.36V-420AH GEL	80562600	1			
	CHARGER HF 36V 60A SB175G	80563664	1			
Ecoflex System						
	ECOFLEX KIT NILFISK	56414145	1	□	□	

NILFISK

Your reliable choice for large area cleaning












● Standard equipment, ○ Supplementary accessories, □ Mountable equipment

Accessories		Ref. no.	Min. required	SC6500 1300D	SC6500 1300C	SC6500 1300C
Pad 17" / 432 mm						
	PAD 17 432MM ECO BLACK 5PCS	10001938	3			
	PAD 17 432MM ECO BLUE 5PCS	10001939	3			
	PAD 17 432MM ECO GREEN 5PCS	10001940	3			
	PAD 17 432MM ECO RED 5PCS	10001941	3			
	PAD 17 432MM ECO TAN 5PCS	10001937	3			
	PAD 17 432MM ECO WHITE 5PCS	10001936	3			
Pad 20" / 508 mm						
	PAD 20 508MM ECO BLACK	10001955	2			
	PAD 20 508MM ECO BLUE	10001956	2			
	PAD 20 508MM ECO BROWN	10001957	2			
	PAD 20 508MM ECO GREEN	10001958	2			
	PAD 20 508MM ECO RED	10001959	2			











NILFISK

All information provided in this document is subject to change without prior notice












Your reliable choice for large area cleaning

Accessories		Ref. no.	Min. required	SC6500 1300D	SC6500 1300C	SC6500 1300C
	PAD 20 508MM ECO WHITE	10001960	2			
Special Pad						
	PAD 17 432MM ECO BRILLIANCE BLUE 2PCS	10002337	3			
	PAD 17 432MM ECO BRILLIANCE GREEN 2PCS	10002339	3			
	PAD 17 432MM ECO BRILLIANCE RED 2PCS	10002336	3			
	PAD 17 432MM ECO BRILLIANCE YELLOW 2PCS	10002338	3			
	PAD 20 508MM ECO	10002349	2			
	PAD 20 508MM ECO	10002350	2			
	PAD 20 508MM ECO	10002351	2			
	PAD 20 508MM ECO BRILLIANCE RED 2PCS	10002348	2			
Light Option						
	BEACON KIT	56413649	1	<input type="checkbox"/>	<input type="checkbox"/>	<input type="checkbox"/>
	HEADLIGHT KIT	56314313	1	<input type="checkbox"/>	<input type="checkbox"/>	<input type="checkbox"/>
Side Broom						

Your reliable choice for large area cleaning











Accessories		Ref. no.	Min. required	SC6500 1300D	SC6500 1300C	SC6500 1300C
	LEFT SIDE BROOM ASSEMBLY	56413039	0			
	RIGHT SIDE BROOM ASSEMBLY	56413040	0			
	SIDE BROOM	56413056	2			
Guard Option						
	BUMPER FRONT HEAVY KIT	56413089	1			
	BUMPER TUBE KIT	56414188	1			
	KIT FOOT GUARD	56413773	1			
	KIT OVERHEAD GUARD	56413774	1	□	□	□
	KIT WEIGHTED BUMPER	56413870	1			
Brush Cylindrical						
	BRUSH 80 GRIT 40	56413116	2	○	○	○
	BRUSH 80 GRIT 48	56413355	2			
	BRUSH 180 GRIT 40	56413115	2	○	○	○
	BRUSH 180 GRIT 48	56413354	2			
	BRUSH SOFT NYLON 40	56413113	2	○	○	○
	BRUSH SOFT NYLON 48	56413352	2			
	BRUSH,HARD NYLON 40"	56413114	2	○	○	○

Your reliable choice for large area cleaning












Accessories		Ref. no.	Min. required	SC6500 1300D	SC6500 1300C	SC6500 1300C
	BRUSH,HARD NYLON 48"	56413353	2			
	BRUSH,POLYPROPYLENE 40"	56413118	2	○	○	○
	BRUSH,POLYPROPYLENE 48"	56413357	2			
Deck Blade						
	BLADE KIT DISC PU 40	56413754	1			
	BLADE KIT-DISC GUM 40	56413767	1			
	BLADE KIT-DISC GUM 45/48	56413769	1			
	BLADE KIT-DISC PU 45/48	56413755	1			
	BLADE KIT-DISC RED GUM	56413770	1			
	BLADE KIT-DISC RED GUM 40	56413768	1			
	BLADE, DECK GUM	56413820	1	○	○	○
	BLADE, DECK RED GUM	56413654	1	○	○	○
Other						
	DRAIN HOSE EXTENSION	56601410	1	□	□	□
	FILTER ANTIFOAMING	909 5065 000	1	□	□	□

NILFISK







Your reliable choice for large area cleaning

Accessories		Ref. no.	Min. required	SC6500 1300D	SC6500 1300C	SC6500 1300C
	KIT BATTERY TRAY	56413740	1			
	KIT GRAMMER SEAT	56413764	1	□	□	□
	KIT SOLUTION AUTO-FILL	56413685	1			
	KIT, SPRAY WAND	56413687	1	□	□	□
	KIT, VACUUM MOTOR	56413821	1	□	□	□
	ROLL OUT KIT, NO BATTERY	56413884	1			
	SEAT BELT KIT- STANDARD	56383455	1	□	□	□
Squeegee Blade						
	BLADE KIT SQUEEGEE PU F	56413745	1	○	○	○
	BLADE KIT SQUEEGEE PU H	56413747	1			
	BLADE KIT-SQGEE RED GUM F	56413762	1			
	BLADE KIT-SQGEE RED GUM H	56413766	1			
	BLADE KIT-SQUEEGEE GUM F	56413761	1			
	BLADE KIT-SQUEEGEE GUM H	56413765	1			
Pad Holder						
	PAD HOLDER-17 3 LUG	56505780	3			
	PAD HOLDER-20 3 LUG	56505790	2			

Your reliable choice for large area cleaning

Accessories		Ref. no.	Min. required	SC6500 1300D	SC6500 1300C	SC6500 1300C
Disc Brush 430 mm						
	DISC BRUSH-17 AGLITE 500 Ø430	56505783	3			
	DISC BRUSH-17 DYNAGRIT 3 LUG	56505782	3			
	DISC BRUSH-17 MAGNAGRIT 3 LUG	56505781	3			
	DISC BRUSH-17 MIDGRIT 3 LUG	56505787	3			
	DISC BRUSH-17 MIDLITE 3 LUG	56505788	3			
	DISC BRUSH-17 PROLENE 3 LUG	56505784	3			
	DISC BRUSH-17 PROLITE 3 LUG	56505785	3			
	DISC BRUSH 17 UNION MIX	56505786	3			
Disc Brush 510 mm						
	BRUSH MIDLITE GRIT 180	56505798	2			
	BRUSH, PROLITE 510MM	56505795	2			
	DISC BRUSH-20 AGLITE 3 LU	56505793	2			

Your reliable choice for large area cleaning

Accessories		Ref. no.	Min. required	SC6500 1300D	SC6500 1300C	SC6500 1300C
	DISC BRUSH-20 DYNA GRIT 3 LUG	56505792	2			
	DISC BRUSH-20 MAGNAGRIT 3 LUG	56505791	2			
	DISC BRUSH-20 MIDGRIT 3 LUG	56505797	2			
	DISC BRUSH-20 PROLENE 3 LUG	56505794	2			
	DISC BRUSH 20 UNION MIX	56505796	2			
Battery and Charger						
	BATT WET 36V 480A	80562500	1			
	BATT.36V-420AH GEL	80562600	1			
	CHARGER HF 36V 60A SB175G	80563664	1			
Ecoflex System						
	ECOFLEX KIT NILFISK	56414145	1	□	□	□