

Ensuring you productive and powerful cleaning with green scope

The SC8000 offers a more productive, powerful, and greener solution for scrubbing and wet sweeping of large areas – carried out in the most resource-saving and cost-effective way.

Productivity and efficiency is optimised through scrubbing and sweeping in one single pass, using the widest scrub deck on the market in its class.

Power and reliability have reached a new level thanks to the introduction of the superior Kubota 1.6L LP engine. While the green aspects of cleaning, including limited use of water and detergent can be controlled to perfection using the optional Ecoflex system, guiding the operator in every situation.

The high efficiency and productivity make this machine suited for cleaning contractors, manufacturers, warehouses, parking garages, distribution centers, bus terminals, aircraft hangars, government & national accounts.





Now powerful scrubbing and sweeping are made greener.





Picture shown may not represent model quoted

- The widest counter rotating dual cylindrical scrub deck in its class increasing the efficiency.
- Time-saving high volume tanks of 380 litres to enable cleaning of more than 9.200 m² without refill.
- Safe and easy operation with One-TouchTM control panel, front steering system and clear-ViewTM design providing an excellent view of the floor.
- Kubota powered engine provides superior reliability with gear driven valve train.
- Reduced maintenance costs as there is no downtime due to repair of belts or chains on the engine.
- The optional Ecoflex system provides the user with a greener and more cost-effective cleaning mode, limiting the use of water and detergent.
- Eligible for 3 year warranty (conditions apply)

● Standard equipment

Included accessories	Ref. no.	Min. required	SC8000 1600 LPG	SC8000 1600 LPG	SC8000 1600 D - INDENT ONLY
Side Broom					
 BROOM POLY SIDE	56462252	2			
Deck Blade					
 BLADE KIT MAIN	56111206	1	•		
 BLADE KIT-RT SCRUB-RED	56111635	1	•		
Squeegee Blade					
 BLADE KIT-SQUEEG RED	56111650	1	•		

Ensuring you productive and powerful cleaning with green scope

Included accessories	Ref. no.	Min. required	SC8000 1600 LPG	SC8000 1600 LPG	SC8000 1600 D - INDENT ONLY
 BLADE SQGEE RED GUM RR H	56413642	1	•		
Light Option					
KIT WARNING BEACON	56110907	1	•		
Other					
 BACK UP ALARM KIT	56305519	1	•		
LEFT SIDE BROOM WITH	56111670	1	•		

Model	SC8000 1600 LPG	SC8000 1600 LPG	SC8000 1600 D - INDENT ONLY
Ref. no.	56108126	56108126PA	56108127PA

PRODUCT FEATURES

Adjustable steering and seat	•
Tip out recovery tank	•
Headlights and tail lights	•
Automatic squeegee lift in reverse	•
Power steering	•
Horn	•
Cylindrical deck: 2 brushes	•
Misting system	
Dual sweep units	•
Right scrub unit	•
Debris tray	•
Squeegee	•



Technical specifications	SC8000 1600 LPG	SC8000 1600 LPG	SC8000 1600 D - INDENT ONLY
Power source	LPG	LPG	Diesel
Motorbrand	KUBOTA	KUBOTA	KUBOTA
Motor type	4 CYL., 55 Hp, 1.6L	4 CYL., 55 Hp, 1.6L	4 CYL., 37.5 Hp 1.5L
Max. speed (km/h)	13	13	13
Airflow (L/sec)	170	170	170
Vacuum (kPa)	10.3	10.3	10.3
Sound pressure level at 1.5 m (dB(A) ISO 3744)	84	84	83
Productivity theoretical/actual (m ² /h)	19760/13830	19760/13830	19760/13830

NILFISK










Ensuring you productive and powerful cleaning with green scope

Technical specifications	SC8000 1600 LPG	SC8000 1600 LPG	SC8000 1600 D - INDENT ONLY
Sweeping width (mm)	1520	1520	1520
Scrubbing width (mm)	1520	1520	1520
Min. turn-around aisle width (cm)	330	330	330
Max. climbing rate (%)	16	16	16
Max. working climbing rate (%)	12	12	12
Water flow (l/m)	7.0/16.0	7.0/16.0	7.0/16.0
Fuel tank (L)	-	-	48
Solution/recovery tank (L)	380/380	380/380	380/380
Hopper volume (L)	42	42	42
Squeegee width (mm)	1520	1520	1520
Brush/pad diameter (mm)	280x1220	280x1220	280x1220
Brush pressure (kg)	55/110/180	55/110/180	55/110/180
Brush speed (RPM)	470	470	470
Brush quantity and type	2 Cylindrical	2 Cylindrical	2 Cylindrical
Side broom diameter (mm)	-	-	-
Right scrub brush pressure (kg)	34/45/63	34/45/63	34/45/63
Right scrub brush speed (RPM)	180	180	180
Right scrub brush size (mm)	410	410	410
Length x width x height (mm)	2540x1670x1470	2540x1670x1470	2540x1670x1470
Weight (kg)	1454	1454	1454
Gross weight (gvw) (kg)	1834	1834	1834










● Standard equipment, ○ Supplementary accessories, □ Mountable equipment

Accessories	Ref. no.	Min. required	SC8000 1600 LPG	SC8000 1600 LPG	SC8000 1600 D - INDENT ONLY
Brush Cylindrical					
	BRUSH CYL 48 DYNA GRIT 80	56110012	2	○	
	BRUSH CYL 48 MIDLITE 180	56110013	2	○	
	BRUSH CYL 48 PROLENE	56110011	2	○	
Guard Option					
	FOOT GUARD KIT	56111873	1	□	
	OVERHEAD GUARD CANOPY KIT	56111267	1	□	
	OVERHEAD GUARD KIT	56110300	1	□	







Ensuring you productive and powerful cleaning with green scope

	Accessories	Ref. no.	Min. required	SC8000 1600 LPG	SC8000 1600 LPG	SC8000 1600 D - INDENT ONLY
	REAR BUMPER KIT	56111107	1	□		
	ROLLER BUMPER KIT	56111848	1	□		
Light Option						
	BRAKE/SIGNAL LIGHT KIT	56111317	1	□		
	KIT WARNING BEACON	56110907	1	●		
	OVERHEAD GUARD BEACON KIT	56111265	1	□		
Squeegee Blade						
	BLADE KIT	56111203	1	○		
	BLADE KIT-SQUEEG GUM	56111652	1	○		
	BLADE KIT-SQUEEG RED	56111650	1	●		
	BLADE REAR SQ PU H 63	56111205	1	○		
	BLADE SQGEE RED GUM RR H	56413642	1	●		
	BLADE SQUEEGEE GUM RR H	56413710	1	○		
Deck Blade						
	BLADE KIT MAIN	56111206	1	●		
	BLADE KIT MAIN	56111210	1	○		
	BLADE KIT MAIN SCRUB-GUM RUB	56111207	1	○		
	BLADE KIT OPT SCRUB PU	56111637	1	○		

Ensuring you productive and powerful cleaning with green scope

	Accessories	Ref. no.	Min. required	SC8000 1600 LPG	SC8000 1600 LPG	SC8000 1600 D - INDENT ONLY
	BLADE KIT-RT SCRUB-GUM	56111636	1	○		
	BLADE KIT-RT SCRUB-RED	56111635	1	●		
Other						
	ARM REST LH & RH	7-03-04249	1	□		
	ARM REST RH ONLY	7-03-04250	1	□		
	BACK UP ALARM KIT	56305519	1	●		
	DELUXE SEAT KIT	56111535	1	□		
	DRAIN HOSE EXTENSION	56601410	1	○		
	EXTENDED SCRUB KIT	56111259	1	□		
	FIRE EXTINGUISHER KIT	56510605	0	□		
	KIT - DEBRIS TRAY	56111607	1	□		
	KIT WASH HOSE	56111346	1	□		
	LEFT SIDE BROOM WITH	56111670	1	●		
	RECOVERY TANK CLEAN OUT	56111280	1	□		
	SOLUTION FULL SHUTOFF KIT	56305896	1	□		
Side Broom						
	BROOM POLY SIDE	56462252	2			

Ensuring you productive and powerful cleaning with green scope

Accessories		Ref. no.	Min. required	SC8000 1600 LPG	SC8000 1600 LPG	SC8000 1600 D - INDENT ONLY
	BROOM SIDE H. DUTY	56477812	2			
	SIDE BRUSH POLYPROP WHITE	56505629	2			
Disc Brush 410 mm						
	DISC BRUSH-16 MIDLITE 3 LUG	56505838	1	○		
	DISC BRUSH-16 PROLENE 3 LUG	56505834	1	○		
	DYNA GRIT 80 BRUSH 41CM	56505832	1	○		
Ecoflex System						
	ECOFLEX CHEMICAL KIT EU	56108131	1	□		