

Faster, smarter, easier floorcare

A compact, highly maneuverable scrubber that combines intuitive operation, exemplary performance, and leading resource-efficient technologies into a single package, the SC5000 allows operators to clean in spaces both large and small without disrupting business.





Its easy controls, adaptability, and robust, durable construction make it ideal for floorcare applications in environments ranging from warehouses and grocery stores to light- or heavy-industrial environments.

- Best-in-class turning radius in a profile narrow enough for any corner or aisle
- SmartFlow adjusts detergent and water pressure according to speed
- Sealed cylindrical brush protects moving parts for up to 4x greater lifespan
- SmartKey and SupervisorKey settings for user- and environment-specific performance customisation
- Maximum operator safety and productivity with clear sightlines and full functionality control via steering wheel



Picture shown may not represent model quoted

• Standard equipment

Included accessories		Ref. no.	Min. required	SC5000 860D PKG	SC5000 810C PKG	SC5000 910C PKG
Squeegee Blade						
	SQUEEGEE BLADE KIT-RED	56116704	1	•	•	•
Squeegee, Blade, Skirt and Splash Guard						
	DISC/REV SIDE BLADE KIT-LINAT	56120341	0	•		
Other						
	SMART KEY-SUPERVISOR	56116519	1	•	•	•
	SMART KEY-USER	56116518	1	•	•	•









Faster, smarter, easier floorcare

Model	SC5000 860D PKG	SC5000 810C PKG	SC5000 910C PKG
Ref. no.	56117805	56117807	56117808
PRODUCT FEATURES			
Adjustable steering and seat	•	•	•
Automatic solution shut off	•	•	•
Automatic squeegee lift in reverse	•	•	•
Back up warning alarm	•	•	•
Blades can be used on 4 edges	•	•	•
Click on-off brush	•		
Onboard charger (optional)	•	•	•
Debris tray	•	•	•
Squeezable drain hose with flow control	•	•	•
SmartKey system	•	•	•
One-Touch™ Button	•	•	•
Break away Squeegee	•	•	•
SmartFlow system	•	•	•
Speed limiter	•	•	•
Self-adjusting side skirts	•	•	•
Fully protected scrub deck	•	•	•
Integrated impact detection system	•	•	•
Optional settings for smooth floor types	•	•	•
Embedded machine diagnostics	•	•	•
Ecoflex Chemical Kit (Option)	•	•	•
Technical specifications			
Drive motor hp (W)	1200	1200	1200
Voltage (V)	36	36	36
Brush motor (W)	750	550	550
Sound pressure level (dB(A))	61 +/-3	63 +/-3	63 +/-3
Productivity theoretical/actual (m ² /h)	7310/5120	6880/4820	7740/5410
Min. aisle turn (cm)	168	168	168
Solution/recovery tank (L)	140/147	140/147	140/147
Brush pressure (kg)	104/72/52/38	65/52/38	65/52/38
Brush speed (RPM)	250	776.5	776.5
Scrub deck type	Disc	Cylindrical	Cylindrical
Brush size (mm)	2x430	810	910
Dimensions, L x W x H (mm)	1590x950x1460	1590x950x1460	1590x1050x1460
Battery compartment size (L x W x H) (mm)	629x555x435	629x555x435	629x555x435






Faster, smarter, easier floorcare

Technical specifications	SC5000 860D PKG	SC5000 810C PKG	SC5000 910C PKG
Gross weight (gvw) (kg)	848	850	855
Net weight (kg)	640	642	646
Gradeability transport % (DEG)	18	18	18
Vacuum motor power	825W	825W	825W
Scrub path	860mm	810mm	910mm
Max. brush down pressure	230/ 160 / 135 / 80 lbs	144 / 115 / 85 lbs	144 / 115 / 85 lbs
Max. travel speed (forward)	up to 8.5 km/h	up to 8.5 km/h	up to 8.5 km/h
Gradeability - Cleaning	12 %	12 %	12 %












● Standard equipment, ○ Supplementary accessories, □ Mountable equipment

Accessories		Ref. no.	Min. required	SC5000 860D PKG	SC5000 810C PKG	SC5000 910C PKG
Pad 17" / 432 mm						
	PAD 17 432MM ECO BLACK 5PCS	10001938	2	○		
	PAD 17 432MM ECO BLUE 5PCS	10001939	2	○		
	PAD 17 432MM ECO GREEN 5PCS	10001940	2	○		
	PAD 17 432MM ECO RED 5PCS	10001941	2	○		
	PAD 17 432MM ECO TAN 5PCS	10001937	2	○		
	PAD 17 432MM ECO WHITE 5PCS	10001936	2	○		
Special Pad						
	PAD 17 432MM ECO BRILLIANCE BLUE 2PCS	10002337	2	○		
	PAD 17 432MM ECO BRILLIANCE GREEN 2PCS	10002339	2	○		












Faster, smarter, easier floorcare

Accessories		Ref. no.	Min. required	SC5000 860D PKG	SC5000 810C PKG	SC5000 910C PKG
	PAD 17 432MM ECO BRILLIANCE RED 2PCS	10002336	2	○		
	PAD 17 432MM ECO BRILLIANCE YELLOW 2PCS	10002338	2	○		
Brush Cylindrical						
	BRUSH-80 GRIT 36IN	56117820	2			○
	BRUSH 80 GRIT 32-BLACK	56407477	2		○	
	BRUSH HARD NYLON 32-NATURAL	56407474	2		○	
	BRUSH MAGNA GRIT 46	56407478	2		○	
	BRUSH MIDLITE GRIT 180	56407476	2		○	
	BRUSH NYLON SOFT	56407473	2		○	
	BRUSH POLYPROPYLENE 32-RED	56407475	2		○	
	BRUSH-HARD NYLON 36IN	56117817	1			○
	BRUSH-POLYPROPYLENE 36IN	56117818	2			○
Pad Holder						
	PAD HOLDER-17 3 LUG	56505780	2	○		
Disc Brush 430 mm						











Faster, smarter, easier floorcare

Accessories		Ref. no.	Min. required	SC5000 860D PKG	SC5000 810C PKG	SC5000 910C PKG
	DISC BRUSH-17 AGLITE 500 Ø430	56505783	2	○		
	DISC BRUSH-17 DYNAGRIT 3 LUG	56505782	2	○		
	DISC BRUSH-17 MAGNAGRIT 3 LUG	56505781	2	○		
	DISC BRUSH-17 MIDGRIT 3 LUG	56505787	2	○		
	DISC BRUSH-17 MIDLITE 3 LUG	56505788	2	○		
	DISC BRUSH-17 PROLENE 3 LUG	56505784	2	○		
	DISC BRUSH-17 PROLITE 3 LUG	56505785	2	○		
	DISC BRUSH 17 UNION MIX	56505786	2	○		
External Charger						
	CHARGER HF 36V 40A SB175G	80553643	1	○	○	○
Battery						
	BATT. 6V-240AH GEL MONOBLOC	80564100	6	□	□	□
	BATT. 6V-255AH WET SEMI	80565000	6	□	□	□
Other						

Faster, smarter, easier floorcare

Accessories		Ref. no.	Min. required	SC5000 860D PKG	SC5000 810C PKG	SC5000 910C PKG
	ARM REST KIT-R/H ONLY	56383189	1	<input type="checkbox"/>	<input type="checkbox"/>	<input type="checkbox"/>
	BUMPER KIT-HEAVY DUTY-FRONT	56116359	1	<input type="checkbox"/>	<input type="checkbox"/>	<input type="checkbox"/>
	DRAIN HOSE EXTENSION KIT-1.5IN	56117893	1	<input type="checkbox"/>	<input type="checkbox"/>	<input type="checkbox"/>
	DUAL VACUUM MOTOR KIT	56117865	1	<input type="checkbox"/>	<input type="checkbox"/>	<input type="checkbox"/>
	MOP HOLDER KIT	56116619	1	<input type="checkbox"/>	<input type="checkbox"/>	<input type="checkbox"/>
	SCRUB N VAC TOOL KIT	56117811	1	<input type="checkbox"/>	<input type="checkbox"/>	<input type="checkbox"/>
	SEAT BELT KIT	56117688	1	<input type="checkbox"/>	<input type="checkbox"/>	<input type="checkbox"/>
	SIDE BROOM KIT	56117658	1		<input type="checkbox"/>	
	SMART KEY-SUPERVISOR	56116519	1	<input checked="" type="checkbox"/>	<input checked="" type="checkbox"/>	<input checked="" type="checkbox"/>
	SMART KEY-USER	56116518	1	<input checked="" type="checkbox"/>	<input checked="" type="checkbox"/>	<input checked="" type="checkbox"/>
	VACUUM WAND KIT	56116355	1	<input type="checkbox"/>	<input type="checkbox"/>	<input type="checkbox"/>
	WASH HOSE KIT	56117906	1	<input type="checkbox"/>	<input type="checkbox"/>	<input type="checkbox"/>
Squeegee Blade						
	SQUEEGEE BLADE KIT-PU J	56116707	1	<input type="checkbox"/>	<input type="checkbox"/>	<input type="checkbox"/>

Faster, smarter, easier floorcare

Accessories		Ref. no.	Min. required	SC5000 860D PKG	SC5000 810C PKG	SC5000 910C PKG
	SQUEEGEE BLADE KIT-RED	56116704	1	•	•	•
Squeegee, Blade, Skirt and Splash Guard						
	DISC/REV SIDE BLADE KIT-LINAT	56120341	0	•		
	SIDE BLADE KIT-PU	56116709	0	○		
	SIDE BLADE KIT-RED GUM	56116706	0			
Light Option						
	BLUE LIGHT KIT	56117858	1	□	□	□
	HEADLIGHT KIT	56117862	1	□	□	□
Guard Option						
	FOOT GUARD KIT	56117869	1	□	□	□
	OVERHEAD GUARD KIT	56117968	1	□	□	□
	SQUEEGEE GUARD KIT	56117956	1	□	□	□
On-Board Charger						
	ONBOARD CHARGER KIT-36V-EURO	56117870	1	□	□	□
Ecoflex System						
	ECOFLEX KIT	56117424	1	□	□	□