




**Commercial
Cleaning
Equipment**
The Equipment Specialists



DUPLEX 340 420 620 TEKNA

Floor and carpet cleaning machines





carpet



vinyl



natural
stone




profiled
rubber



flotex



timber



safety floors



profiled
ceramic



sports

High-tech for perfect cleaning on all surfaces

Duplex has created the most simple and versatile solution for thorough cleaning and drying of all types of floors.

His cleaning includes both solid and liquid dirt recovery. The Duplex washes, brushes and disinfects and is also ideal for cleaning profiled flooring.

The Duplex is an extremely straightforward and user friendly machine. Its compact design, brush and tank positions, and centralised motor combine to produce a perfectly balanced machine. This allows single handed operation.

The Duplex is unique in its ability to clean right up to the edge of skirting boards and into corners.





How the Duplex Floor Washing Machine works


To start the machine simply lower the handle slightly. Pull the trigger to release water and detergent. Cylindrical brushes flick dirt onto rotating belts which carry it to a central recovery tank. This tank is easily removed for emptying. To stop the machine simply raise the handle back to the upright position.

Unique Features

Dual-direction: the original design and versatility of the Duplex allows bi-directional cleaning. With the brushes working to the edge on one side, a fluid movement to change handle position allows cleaning up to every edge without having to lift or turn the machine.

Thorough floor cleaning, even in the most hard to reach areas: under furniture, along skirting boards and in corners.

- Two large contra-rotating cylindrical brushes
- Liquid distribution for each brush
- Double dirt recovery system
- Removable recovery tank
- Automatic electrical protection system
- Three operating functions: washing only, washing and collection, polishing
- Carpet and mat cleaning using the unique (splitting hair) system





DUPLEX 340 420

Duplex Steam washes, restores, sterilizes and dries all types of flooring thru a series of powerful steam jets

Duplex Steam is supplied with two tanks (water and boiler).

The steam jets are directed on the floor at a high temperature facilitating the removal of even the most stubborn dirt .

This steam jet washing system is particularly effective on carpeting and mats etc, as it not only washes the textile fibres but re-vitalizes them.

The machine is also equipped with two extra standard tanks which can be used in a conventional manner with cleaning solution.

Duplex Steam is designed and manufactured incorporating high tech solutions in compliance with the best italian technical tradition. The frame supporting the complete structure is in die-cast aluminium, the accessory fairing is made in high quality shock-proof material, the brush-holder side panel is in stainless steel, and all the components are top quality.




STEAM KIT

Allows to use the Duplex standard in steam cleaning mode.

Caddy Transportation Trolley

Thanks to the optional Caddy® trolley, transportation of the Duplex machine has never been so easy!



Brushes

The grey Duplex® brushes supplied as standard clean all types of floor.

Duplex® also provides optional brushes for specific requirements:

- BLACK BRUSHES: for dedicated hard floor cleaning
- YELLOW BRUSHES: for the delicate cleaning of carpets or mats
- HORSEHAIR BRUSHES: for polishing
- TYNEX BRUSHES: highly abrasive action
- SCOTCH-BRITE BRUSHES: a slight abrasive and polishing action, specifically for smooth floors and/or linoleum

Technical features

		Duplex			Steam		Tekna	
		340	420	620	340	420	420	620
Lenght	mm	430	430	430	430	430	430	430
Width	mm	340	420	620	340	420	420	620
Height	mm	240	240	240	240	240	240	240
Weight empty	Kg	27	27	36	30	29	30	40
Brush diameter	mm	100	100	100	100	100	100	100
Brushes lenght	mm	280	350	550	280	350	350	550
Voltage	V	110-240	110-240	110-240	110-240	110-240	110-240	110-240
Frequency	Hz	50/60	50/60	50/60	50/60	50/60	50/60	50/60
Power	W	1000	1000	1600	1000	1000	1000	1600
Isulation class	-	1°	1°	1°	1°	1°	1°	1°
Theoretical treatable surfaces	m ² /h	180	350	550	180	350	350	550
Tank capacity cleaning solution	L	4,2	6	9,5	2,1	3	6	9,5
Recovery tank capacity	L	2,8	3,5	5,5	2,8	3,5	3,5	5,5
Brush round-minute	rpm	650-750	650-750	650-750	650-750	650-750	650-750	650-750
Area speed for minute	-	294-343	294-343	294-343	294-343	294-343	294-343	294-343
Pressure on the floor	g/cm ²	190	190	160	190	190	190	160
Steam jet width	mm	-	-	-	250	330	-	-
Steam jet endurance	min	-	-	-	60	60	-	-
Boiler power	W	-	-	-	1500	1500	-	-
Pump power	W	-	-	-	16	16	-	-
Sound level	dB	<64	<64	<64	<64	<64	<64	<64
Effective value of pondered acceleration	m/s ²	1	1	1	1	1	1	1



The specifications are not binding. The Company reserves the right to change specifications and dimensions without prior notice.
Support and service by Duplex dealers worldwide.



**Commercial
Cleaning
Equipment**

The Equipment Specialists

P +61 8 9249 8744

F +61 8 9249 8755

E info@ccequipment.com.au

W www.ccequipment.com.au

4 Stanford Way Malaga Western Australia 6090
PO Box 2438 Malaga Western Australia 6944