

## The future of wet and dry vacuum cleaning

The Nilfisk VL500 series of wet and dry vacuum cleaners offers performance and reliability that ensures a low total cost of ownership and makes daily cleaning tasks easier, faster and safer.

The Nilfisk VL500 is ideally suited for hotels, contract cleaners, education, exhibition and conference centres as well as public buildings, manufacturing and industrial applications.

A failsafe filter design makes operation easy due to the ability to have individual wet and dry filters working simultaneously. Each filter is specific for either a wet or dry application ensuring maximum performance. With the special dual filtration system, The Nilfisk VL500 can be used in wet or dry environments without the need to change filters.





The unique tipping design of the VL500 means that containers can be emptied quickly and safely. The VL500 is available in 35 or 75 litre container sizes.

- The dual filtration system allows the machine to clean both wet and dry applications without the need to change filter
- Multi fit hose connector, stainless steel tube, accessory storage and nozzle parking
- Easy changing of filters with a hinged motor head to protect the machine and speed up the process
- One year commercial warranty





Picture shown may not represent model quoted

• Standard equipment

Included accessories		Ref. no.	Min. required	VL500 35 BSF 220-240V/50-60 EU	VL500 35 BSF 220-240V/50 AU/NZ
<b>Hose Vacuum Cleaner</b>					
	HOSE D32 1.9M CPL	107407308	1	•	•
<b>Vac Nozzle Wet</b>					
	FLOOR NOZZLE D32 RUBBER	107407310	1		
<b>Hard Floor Nozzle</b>					
	FLOOR NOZZLE D32 BRUSH	107407311	1	•	•
<b>Round Brush Nozzle</b>					
	BRUSH NOZZLE D32	107407312	1	•	•
<b>Crevice Nozzle</b>					

# NILFISK

## The future of wet and dry vacuum cleaning

Included accessories		Ref. no.	Min. required	VL500 35 BSF 220-240V/50-60 EU	VL500 35 BSF 220-240V/50 AU/NZ
	CREVICE NOZZLE D32	107407334	1	•	•
<b>Filter</b>					
	CARTRIGE FILTER 35L	107407297	1		
	SACK FILTER	107407296	1	•	•
<b>Special Filter</b>					
	WET FILTER 35L	107407299	1		
<b>Tube</b>					
	EXTENSION TUBE D32 - SS	107407309	1	•	•

Model	VL500 35 BSF 220-240V/50-60 EU	VL500 35 BSF 220-240V/50 AU/NZ
Ref. no.	107405155	107405179

## PRODUCT FEATURES

Tube holder	•	•
Dual filter system		
Storage of accessories	•	•







Technical specifications	VL500 35 BSF 220-240V/50-60 EU	VL500 35 BSF 220-240V/50 AU/NZ
Cable length (m)/ plug type	10/EU	10/AUS
Voltage/frequency (V/Hz)	220-240/50-60	220-240/50
IP protection class	IP24	IP24
Rated power (W)	1350	1350
Power Piec (W)	1250	1250
Suction power end of tube (W)	250	250
Airflow (L/sec)	48	48
Vacuum at nozzle (kPa)	20	20
Sound pressure level (dB(A) BS 5415)	62	62
Sound power level (dB(A) IEC 704)	81	81
Tank capacity (L)	35	35

# NILFISK







## The future of wet and dry vacuum cleaning

Technical specifications	VL500 35 BSF 220-240V/50-60 EU	VL500 35 BSF 220-240V/50 AU/NZ
Dust bag capacity (L)	18	18
Sack filter area (cm <sup>2</sup> )	1051	1051
Wet filter area (cm <sup>2</sup> )	-	-
Cartridge filter area (cm <sup>2</sup> )	-	-
Hose length (m)	1.9	1.9
Inlet (mm)	32	32
Length x width x height (mm)	460x420x730	460x420x730
Weight (kg)	11.5	11.5

● Standard equipment, ○ Supplementary accessories, □ Mountable equipment

Accessories	Ref. no.	Min. required	VL500 35 BSF 220-240V/50-60 EU	VL500 35 BSF 220-240V/50 AU/NZ
<b>Filter Bag</b>				
 FLEECE FILTER BAG 5 PCS ATTIX 40/50	107419592	0	○	○
 FLEECE FILTER BAG 5PC	302004004	1	○	○
<b>Filter</b>				
 CARTRIDGE FILTER 35L	107407297	1		
 HEPA CARTRIDGE FILTER	107409006	1		
SACK FILTER	107407296	1	●	●
<b>Special Filter</b>				
 WET FILTER 35L	107407299	1		
<b>Hose Vacuum Cleaner</b>				
 HOSE D32 1.9M CPL	107407308	1	●	●
<b>Tube</b>				

## The future of wet and dry vacuum cleaning

Accessories		Ref. no.	Min. required	VL500 35 BSF 220-240V/50-60 EU	VL500 35 BSF 220-240V/50 AU/NZ
	EXTENSION TUBE D32 - SS	107407309	1	•	•
<b>Vac Nozzle Wet</b>					
	FLOOR NOZZLE D32 RUBBER	107407310	1	○	○
	HARDFLOOR NOZZLE 400MM X Ø32MM - KIT	107416576	0	○	○
<b>Hard Floor Nozzle</b>					
	FLOOR NOZZLE D32 BRUSH	107407311	1	•	•
<b>Round Brush Nozzle</b>					
	BRUSH NOZZLE D32	107407312	1	•	•
<b>Crevice Nozzle</b>					
	CREVICE NOZZLE D32	107407334	1	•	•