

TOTAL CARPET CARE.

One machine does it all, faster.

The Advance ES4000 Total Carpet Care System offers complete versatility, from everyday carpet maintenance to deep restorative extraction.

You want productivity.

Upgrade from a fleet of dedicated use carpet extractors to a single high efficiency rider that offers vastly more productivity, better equipment utilization and faster cleaning. Realize productivity improvements of up to 400% over walk-behind sweepers and extractors. Clean better and clean smarter while reducing your total cost of ownership.

You want flexibility.

Only one machine offers the versatility to care for your carpeted surfaces according to your facility’s cleaning requirements. The Advance ES4000 lets you perform everything from daily touch ups of high traffic areas, to low-moisture cleaning, to periodic restorative extraction. All with complete control, simple, One-Touch™ operation and higher levels of productivity in one machine.

You want value.


Why maintain multiple machines to handle carpets when one capable machine can do it all? The ES4000 delivers value every day. Compare overall cost of ownership of the ES4000 with the carpet maintenance equipment you need now and you’ll find a Total Carpet Care solution.



Picture shown may not represent model quoted


- Cleans a 28 inch wide path; maneuverable through standard 36 inch doorways
- Superior turning, visual and clearance ability. The ES4000 turns within a 63 inch (160 cm) radius
- Dry Sweep Mode with vacuum suction, dust misting and two-stage filtration. Dust misting captures dust and eliminates the need for dust bags. Dry Sweep up to 35,000 sq. ft. per hour
- Interim Mode allows cleaned carpet to be dry and ready for use in less than 30 minutes. Extract up to 14,000 sq. ft. per hour – a 400% improvement over walk-behind extractors
- Pre-Treat Mode using any Green certified products from pre-spray to encapsulates. Pre-treat up to 21,000 sq. ft. per hour
- Restorative Extraction Mode deep cleans carpet, up to 7,000 sq. ft. per hour
- At just 65 dB A, the ES4000 is no louder than a person speaking; This makes daytime cleaning possible without disturbing facility occupants
- Onboard detergent metering eliminates the need for pre-mixing solution and reduces chemical costs and environmental impact
- Refillable cartridges are interchangeable with your choice of chemicals, including pre-spray, detergent, and encapsulates
- The ES4000 Total Carpet Care System has received CRI-SOA certification

• Standard equipment

| Included accessories | | Ref. no. | Min. required | ES4000 | ES4000 |
|---|--------------------------|----------|---------------|--------|--------|
| Brush Cylindrical | | | | | |
| | BRUSH ASSEMBLY | 56344191 | 0 | | • |
| | BRUSH MULTI SURFACE 28 | 56314633 | 0 | | • |
| Ecoflex System | | | | | |
|  | CHEM BOTTLE ASSY-ECOFLEX | 56601545 | 0 | | • |
| Light Option | | | | | |



TOTAL CARPET CARE.

| Included accessories | | Ref. no. | Min. required | ES4000 | ES4000 |
|---|------------|----------|---------------|--------|--------|
|  | KIT BEACON | 56601085 | 0 | | • |

| | | |
|----------|----------|------------|
| Model | ES4000 | ES4000 |
| Ref. no. | 56344204 | 56344210PA |

PRODUCT FEATURES

| | | |
|---------------------------------|---|---|
| Adjustable steering | • | • |
| One-Touch™ control panel | • | • |
| Open machine design | • | • |
| Onboard Chemical Mixing System | • | • |
| Refillable cartridges | • | • |
| Four Distinct Operational Modes | • | • |






| Technical specifications | ES4000 | ES4000 |
|---------------------------------|--|--|
| CRI approval | Yes | Yes |
| Drive motor hp (W) | 1.05 hp (780 W) | 780 W |
| Sound level | 65 dB A IEC 60704-1 | 65 dB A IEC 60704-1 |
| Brush motor hp (W) | Dual 0.5 hp (373 W) | Dual 373 W |
| Brush speed (RPM) | 900 RPM | 900 RPM |
| Dimensions, L x W x H (cm) | 61 in x 27.5 in x 51.7 in (61 cm x 70 cm x 131 cm) | 154x70x131 cm) |
| Electrical system | 24 V 4 X 6 V batteries | 24 V 4 X 6 V batteries |
| Vacuum motor | Dual 3 stage bypass | Dual 3 stage bypass |
| Solution capacity | 28 gal | 105 L |
| Recovery capacity | 28 gal | 105 L |
| Turning radius - left or right | 62.5 in (1.59 m) | 1.59 m |
| Cleaning path | 28 in Dual counter rotating brushes | 28 in Dual counter rotating brushes |
| Machine speed | 3.91 mph (6.3 kph) transport; 3.12 mph (4.8 kph) dry sweep; 275 ft/min (dry sweep mode); 130 ft/min (interim mode); 200 ft/min (pre-treat mode); 90 ft/min (restorative mode); | 3.91 mph (6.3 kph) transport; 3.12 mph (4.8 kph) dry sweep; 275 ft/min (dry sweep mode); 130 ft/min (interim mode); 200 ft/min (pre-treat mode); 90 ft/min (restorative mode); |
| Waterlift/Airflow | 67 in H2O / 90 cfm | 17 cm H2O / 42 L |
| Flow Rate Interim Cleaning Mode | 0.3 gpm | 1.1 L/m |
| Flow Rate Restorative Mode | 0.8 gpm | 3.0 L/m |



TOTAL CARPET CARE.

| Technical specifications | ES4000 | ES4000 |
|--------------------------|---|--|
| Machine weight | 587 lb (266 kg) without batteries; 1,447 lb (656 kg) with batteries and full tank | 266 kg without batteries; 1,447 lb (656 kg) with batteries and full tank |
| Solution pump | 100 psi diaphragm demand | 100 psi diaphragm demand |
| Flow Rate Dry Sweep Mode | 0.1 gpm | 0.3 L/m |
| Flow Rate Pre-Treat Mode | 0.9 gpm | 3.4 L/m |
| Vacuum shoes | Dual pivoting laminar flow 40 lb down pressure | Dual pivoting laminar flow 18 kg down pressure |
| Max. coverage per tank | 21,778 sq ft (interim mode); 4,078 sq ft (restorative mode) | 2023 m2 (interim mode); 380 m2 (restorative mode) |

● Standard equipment, ○ Supplementary accessories, □ Mountable equipment

| Accessories | | Ref. no. | Min. required | ES4000 | ES4000 |
|---|---------------------------|----------|---------------|--------|--------|
| Other | | | | | |
| | CARPET WAND 12 | 56265305 | 0 | | ○ |
|  | HAND TOOL | 56220109 | 0 | | ○ |
|  | KIT SEAT BELT | 56422162 | 0 | | ○ |
|  | UPHOLSTERY HAND TOOL | 56220070 | 0 | | ○ |
| Brush Cylindrical | | | | | |
| | BRUSH ASSEMBLY | 56344191 | 0 | | ● |
| | BRUSH MULTI SURFACE 28 | 56314633 | 0 | | ● |
| Light Option | | | | | |
|  | KIT BEACON | 56601085 | 0 | | ● |
| Ecoflex System | | | | | |
|  | CHEM BOTTLE ASSY-ECOFLEX | 56601545 | 0 | | ● |
| Accessory Kit | | | | | |
| | 15FT HOSE AND COUPLER KIT | 56384041 | 0 | ○ | |